

LEAVE ME ALONE PLUGS

Thank you for purchasing our original earplugs. We feel that, apart from their excellent sound-insulating properties, earplugs should also have a unique look. Inspired by our frequent travels and by life in the hustle and bustle of the city, we've created earplugs which will look good, while taking good care of your hearing, peace of mind, and personal space.

APPLICATIONS



when you feel like reading, napping, or simply need some quiet



when you need a moment of peace, or have problems falling asleep in a noisy environment (for added comfort, remove the logo)



when you need to concentrate on tasks which require calm surroundings and your attention



in addition to their sound insulating properties, our earplugs **reduce ear pain** during takeoff and landing



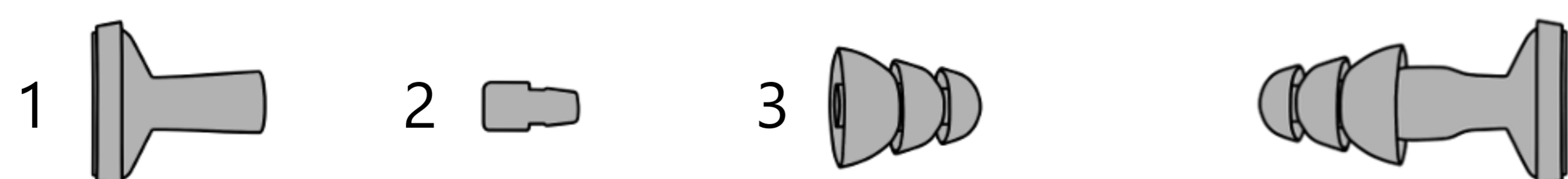
our earplugs significantly reduce wind noise when riding (for added comfort, remove the logo)

PROPERTIES

Made from soft, washable, hypoallergenic silicone. Hard-wearing for long-term use. Comfortable even when worn for long periods. Thanks to their special construction, the earplugs adapt themselves to the shape of the user's ear canal. They **reduce noise by 27 decibels**, or about 30% of the noise in a typical passenger airplane cabin. They reduce ear pain caused by pressure changes during takeoff and landing, and significantly reduce wind noise when riding motorcycles or other noisy, high speed vehicles. A conveniently sized aluminum carrying case included with your purchase ensures safety and hygiene when the earplugs are not in use.

ELEMENTS

The earplugs consist of a removable silicone logo (1), a noise reduction filter (2), and a silicone ear insert (3).

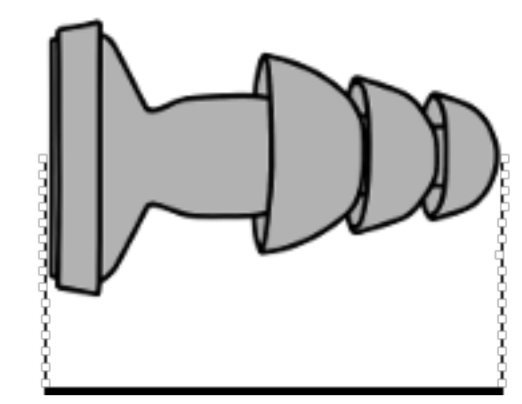
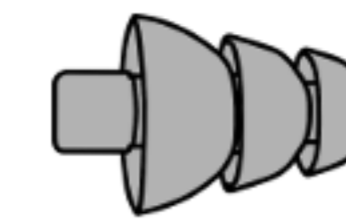



SIZE

Our earplugs are one-size-fits-all for adults, equivalent to sizes M and L for earbuds.

ADJUSTMENTS

In a correctly adjusted earplug, the logo should rest on the ear. If it sticks out, the stem of the logo which slides over the filter may be shortened by up to 5 mm, effectively reducing the length of the entire earplug.

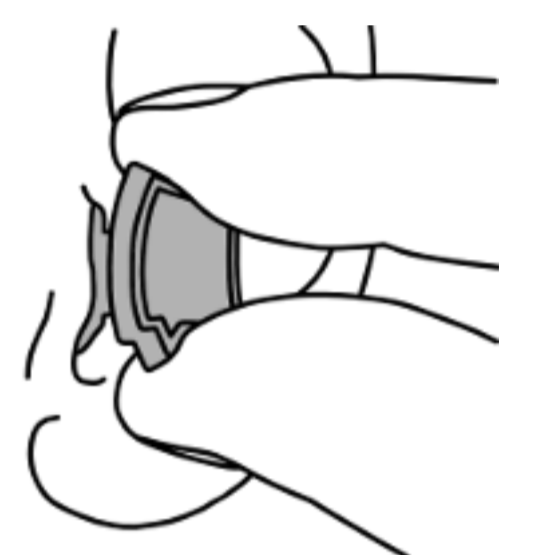
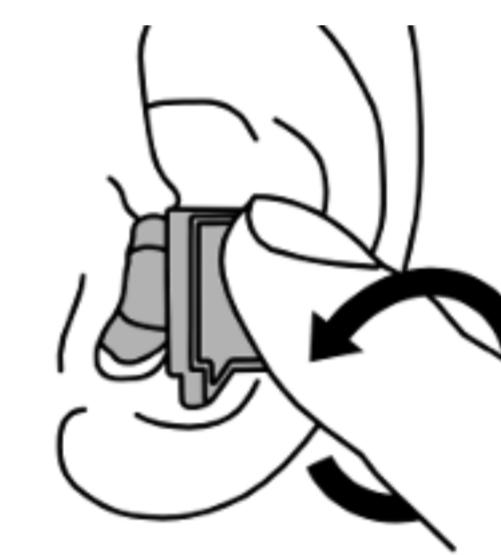
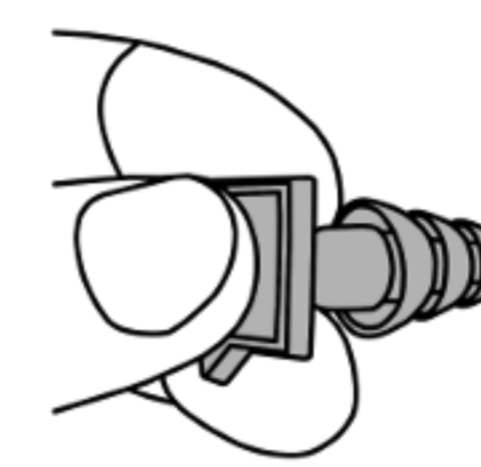


USE

1. Hold the plugs with your fingers (as shown), and slowly insert into your ear.

2. With circular motion gently push the plugs until they sit firmly inside.

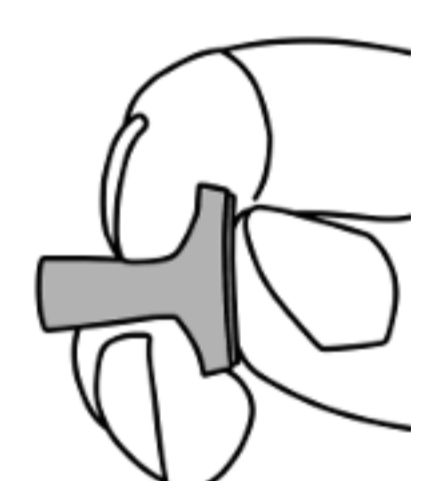
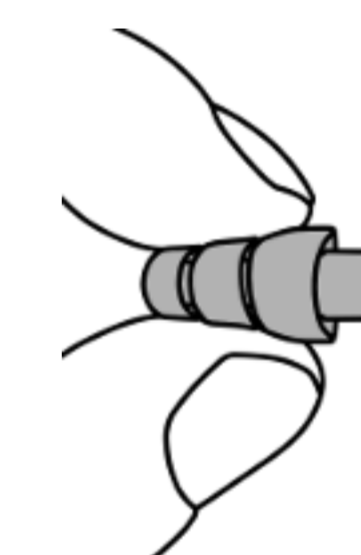
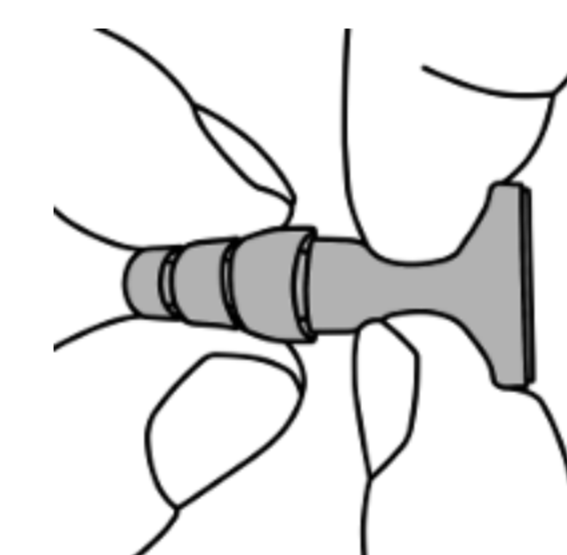
3. Remove the plugs by pulling on the logo.



To remove the logo for use during sleep or while wearing a helmet:

1. Hold the tip of the plug and pull off the logo, holding it with your fingers near the filter.

2. To replace the logo, grasp it with your fingers (as shown) and slide it onto the filter. The filter can be delicately moistened with water for easier replacement.



WARNING

Use our earplugs only for their intended use, specifically in-ear noise reduction. Any other use may result in damage to the plugs. To keep the plugs clean, store them in the aluminum case provided. The earplugs can be washed under running water with a delicate soap, and left to dry until further use. Keep away from children; the small elements are a swallowing hazard. Do not use our earplugs for swimming; they are not intended for this, and may sink during use.

GUARANTEE

URBAN PROJECT provides a 30-month guarantee on our earplugs. This guarantee does not include the aluminum carrying case.